




METER

TEROS VERIFICATION CLIP



TEROS VERIFICATION CLIP QUICK START

Preparation

Confirm that the verification clip components are intact. The verification clip helps verify proper function and accuracy for Teros 10, 11, and 12 soil moisture sensors prior to installation. A data acquisition system and the appropriate software are required, such as the [ZL6](#) and [ZENTRA Utility](#) or ZENTRA Utility Mobile.

ATTENTION

For best results, use the latest versions of METER software and firmware for the computer or mobile device, products, and sensors. Please use the software Help menu to find updates. Consult the sensor user manual for more troubleshooting tips.

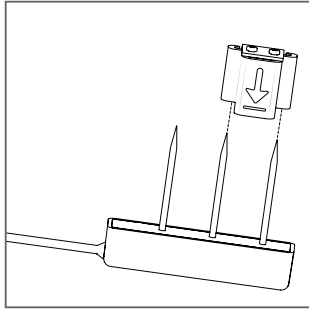
Installation

1. Place Verification Clip on Sensor

Slide the verification clip onto the two prongs farthest away from the sensor cable with the arrow pointing toward the sensor.

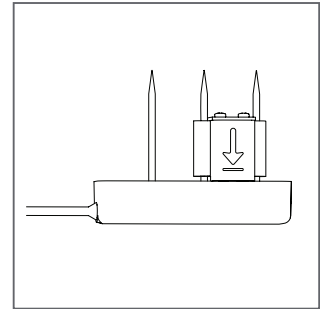
WARNING

Risk of personal injury is present. Sensor needle points are extremely sharp and will puncture skin. Please handle with care.




2. Ensure Correct Placement

The verification clip should rest snugly against the sensor body.



3. Connect TEROS Sensor to Data Logger

Plug the sensor into the data logger and use the SCAN function in the software.



4. Verify Sensor Function and Accuracy

The sensor should read within the appropriate ranges.

Product Calibration	RAW Count	VWC (m ³ /m ³)
METER Logger		
TEROS 11/12 Calibration		
Mineral	2650–2730	0.332–0.363
Soilless		0.406–0.426
TEROS 10 Calibration		
Mineral	2650–2730	0.356–0.419
Non-METER Logger		
TEROS 10 Calibration		
Mineral	1940–2050 mV	0.356–0.419

SUPPORT

Have a question or problem? Our support team can help.

We manufacture, test, calibrate, and repair every instrument in house. Our scientists and technicians use the instruments every day in our product testing lab. No matter what your question is, we have someone who can help you answer it.

NORTH AMERICA

Email: support.environment@metergroup.com
Phone: +1.509.332.5600

EUROPE

Email: support.europe@metergroup.com
Phone: +49 89 12 66 52 0