



METER

WP4C

WATER POTENTIAL METER



WP4C QUICK START

Preparation

Inspect and verify that all WP4C components are in good condition.

Select a clean, level location where the temperature remains fairly stable. Locations with high temperature variability (e.g., next to air conditioners, heater vents, or open windows) can affect the accuracy of readings.

To reduce the chance of the sample material contaminating the measurement chamber, keep the WP4C on a level surface at all times. Do not move the instrument while a sample is loaded into the chamber.

Maintenance

The accuracy of the WP4C should be verified at least once per shift. If the verification standards read out of specification, the instrument needs to be cleaned.

NOTE: Ensure that the block is properly cleaned before adjusting the WP4C calibration. Adjusting the calibration without thoroughly cleaning the block can shift the calibration to a point where it cannot be properly calibrated.

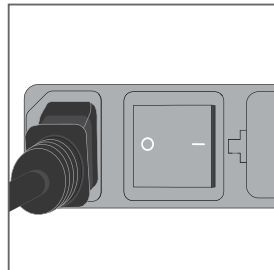
METER recommends factory calibration every 2 years to maintain optimal performance and accuracy. High usage instruments should be calibrated annually.

For detailed instructions on how to use the WP4C, consult the [WP4C User Manual](#) (metergroup.com/WP4C-support).

Installation

1. Plug In WP4C

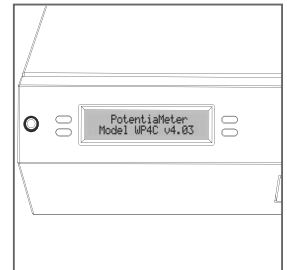
Plug the power cord into the back of the WP4C unit and into an outlet.



2. Turn the Instrument On

Flip the black power switch on the back of the instrument.

Allow the WP4C a 15-min warm-up period to ensure accurate readings.

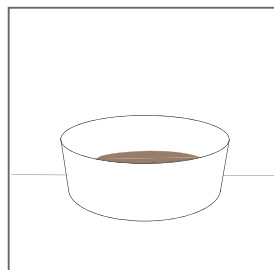


3. Prepare a Sample

Fill a sample cup half full, covering the bottom of the cup. **Do not overfill.**

Clean the rim and outside surfaces of the sample cup.

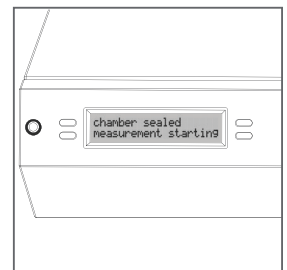
Place the sample cup in the sample drawer.



4. Take a Reading

Push the top left button to select measurement mode. The default is precise mode.

Close the drawer carefully, and twist knob to the READ position to start the measurement. The WP4C will beep and display the measurement results when the test is complete.



What is water potential?

Water potential is a key variable and one of the main controlling factors in the exchange of water between soil, plant, and atmosphere.

[Learn more at metergroup.com](http://metergroup.com)

